

HEIGHT AND NON-BLOCKING RESTRICTIONS

LINEAR EXHIBITS (“IN-LINE”)

Back wall height limitation of all structures including logos is 8’. NO HANGING SIGNS PERMITTED!

Display materials should be arranged in such a manner so as not to obstruct sight lines of neighboring exhibitors. The maximum height of eight feet (8’) is allowed only in the rear 5’ of the booth space, with a four-foot (4’) height restriction imposed on all materials in the remaining space forward to the aisle.

(Note: When three or more Linear Booths are used in combination as single exhibit space, the four foot (4’) height limitation is applied only to that portion of exhibit space which is within ten feet (10’) of an adjoining booth.)

Note that pull up banners within 5 feet from the front of your booth block your neighbors and are considered violating the no blocking rule.

CORNER EXHIBITS

A Corner Booth is a Linear Booth (“In-Line”) exposed to aisles on two sides. All other guidelines for Linear Booths apply.

ISLAND EXHIBITS

Height limit of all structures INCLUDING signage is 14’. (14’ from the floor to the top of the sign)

An Island Booth is any size booth exposed to aisles on all four sides.

Dimensions: An Island Booth is typically 20’x20’ or larger, although it may be configured differently.

Use of Space: The entire cubic content of the space may be used up the maximum allowable height. Due to fluctuating ceiling height, any variance to the height of an island booth must be pre-approved. Please contact Judy Spargo at Judy.Spargo@spargoinc.com or 703-679-3923.

PENINSULA EXHIBITS

Back wall height limitation of all structures including logos is 8’. NO HANGING SIGNS PERMITTED!

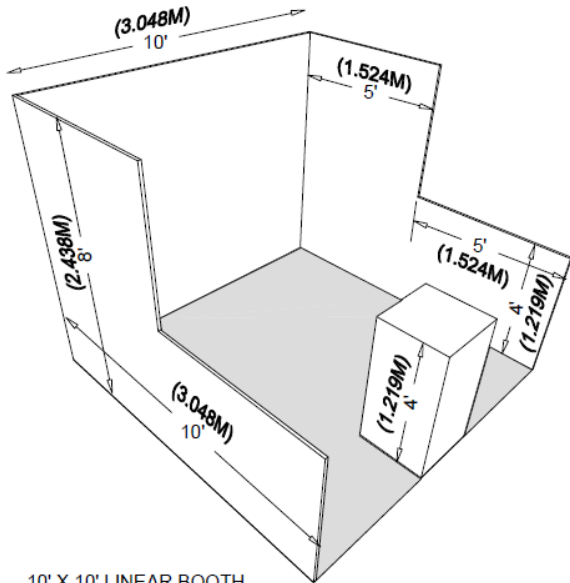
A Peninsula Booth is exposed to aisles on three (3) sides and composed of a minimum of four booths. There are two types of Peninsula Booths: one which backs up to Linear Booths, and one which backs to another Peninsula Booth and is referred to as a “Split Island Booth.”

Dimensions: A Peninsula Booth is usually 20’x20’ or larger. When a Peninsula Booth backs up to two Linear Booths, the back wall is restricted to four feet (4’) high within five feet (5’) of each aisle, permitting adequate line of sight for the adjoining Linear Booths.

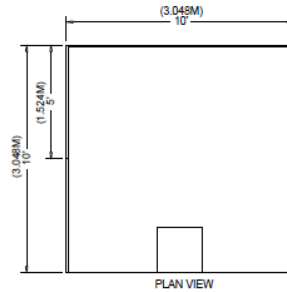
END-CAP EXHIBITS

End-cap booths are not permitted at TechNet Asia-Pacific.

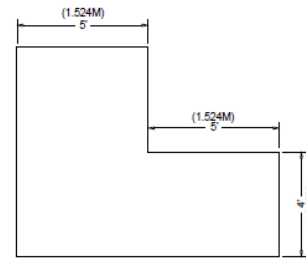
Please refer to the diagrams immediately following for a pictorial description of the blocking rules and height restrictions.



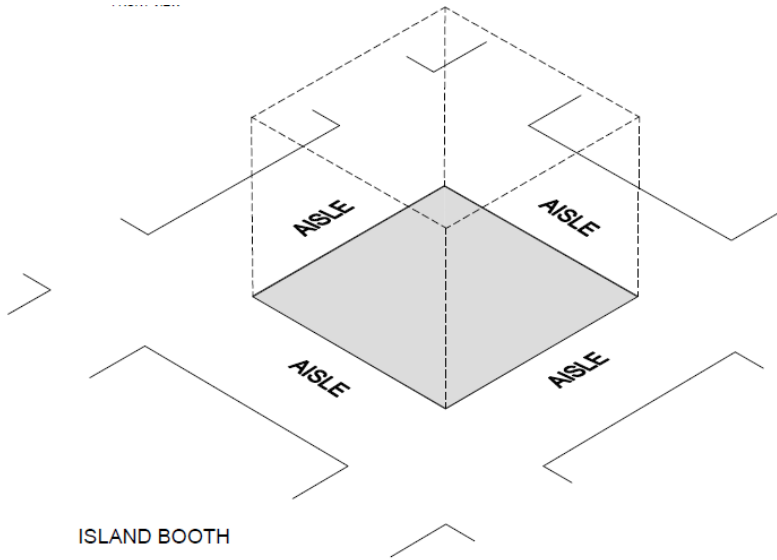
10' X 10' LINEAR BOOTH



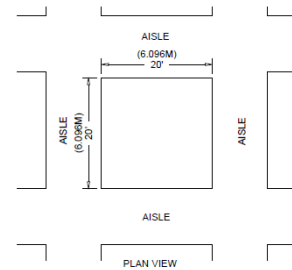
PLAN VIEW



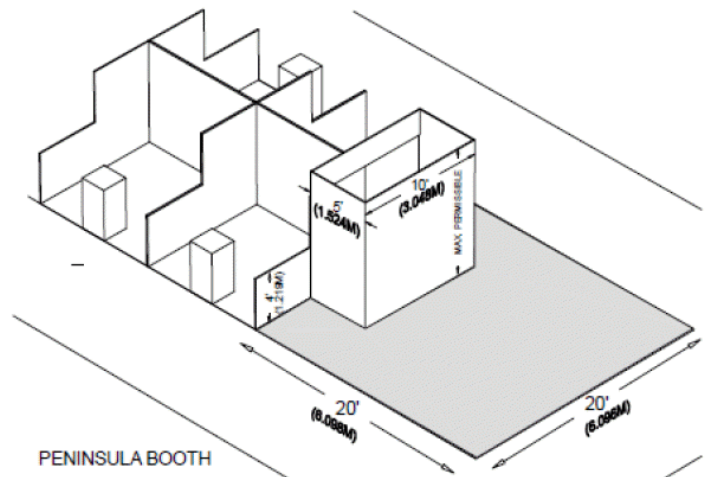
LEFT SIDE VIEW



ISLAND BOOTH



PLAN VIEW



PENINSULA BOOTH